

Scaled data based on original data using
LM-79-08 Approved Method: Electrical and Photometric Measurements of Solid-
State Lighting Products

Test Report Prepared for
Cooper Lighting Solutions
(formerly Eaton)

Brand: McGRAW-EDISON

Report Number: P200334

Luminaire Tested: **GWC-AF-02-LED-E1-T2-7050-800**

Issue Date: 3/3/2020

Test Information

Test Method: LM-79-08
Report Number: P200334
TEST IS SCALED FROM IESNA LM-79-08 TEST DATA (P24139)
Test Lab: INNOVATION CENTER P2
Issue Date: 3/3/2020
Manufacturer: COOPER LIGHTING SOLUTIONS (FORMERLY EATON)
Product Line: MCGRAW-EDISON
Catalog Number: GWC-AF-02-LED-E1-T2-7050-800
Description: GALLEON WALL LUMINAIRE
(2) 70 CRI, 5000K, 800mA LIGHTSQUARES WITH 16 LEDS EACH AND TYPE II OPTICS
Light Source: -
Ballast/Driver: ELECTRONIC DRIVER

Summary

Lumens per Lamp: N/A
Luminaire Lumens: 9849 lumens
Efficiency: N/A
Efficacy: 114.5 lumens/watt
Luminous Opening: Rectangular (W 1' x L: 0.5' x H: 0')
IES Classification: Type II - Medium - Full Cutoff
BUG Rating: B2 - U0 - G2

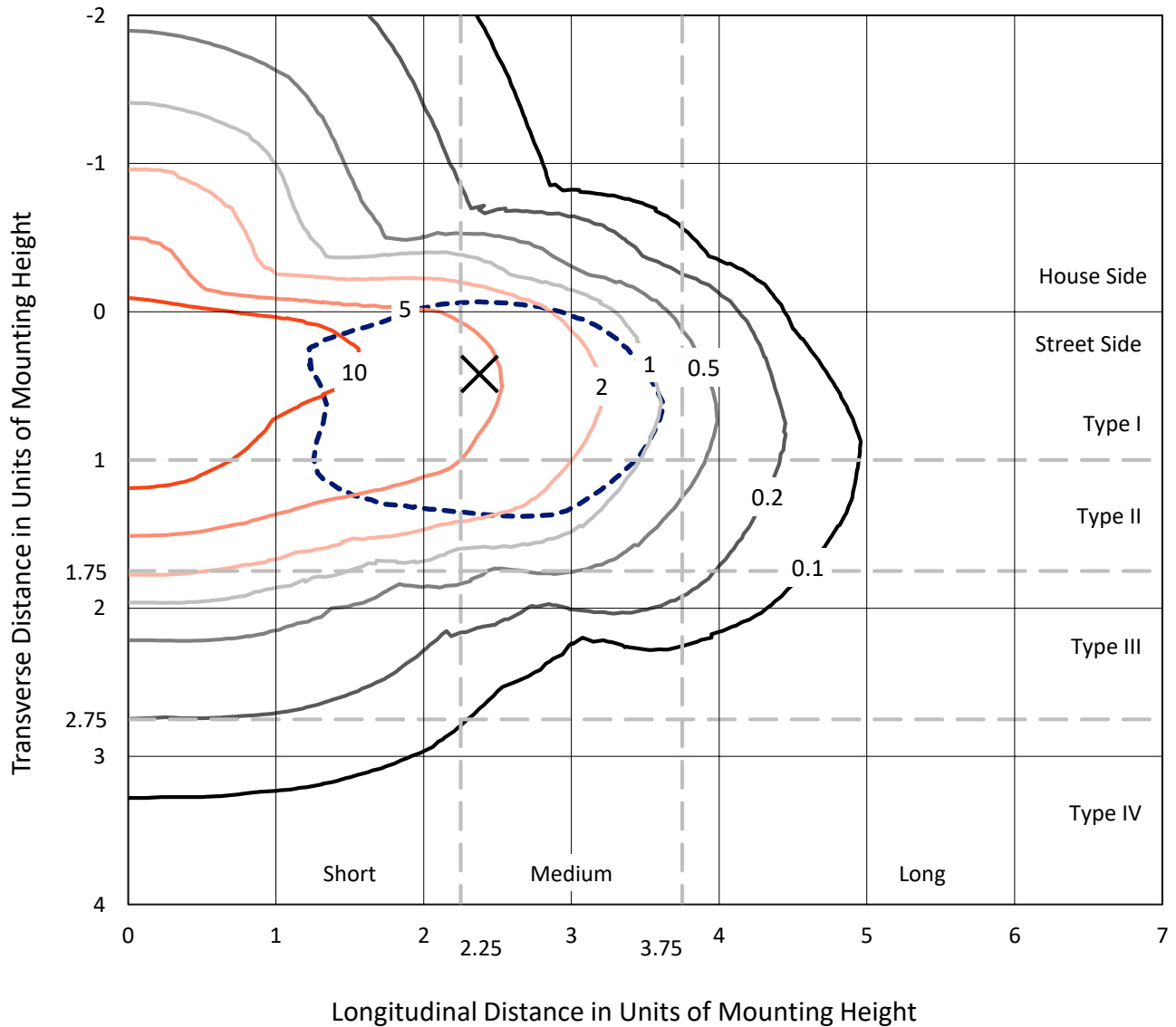
Input Watts (W): 86
Input Voltage (V): NR
Input Current (Ain): NR
Voltage Rise (V): NR
Power Factor: NR
Total Harmonic Distortion (THDi): NR
Frequency (hertz): 60
Stabilization Time: NR
Operation Time: NR
Ambient Temperature (°C): NR
Test Distance: 25 FT



REPORT NUMBER: P200334
 CATALOG NUMBER: GWC-AF-02-LED-E1-T2-7050-800

Iso-Footcandle Lines of Horizontal Illumination

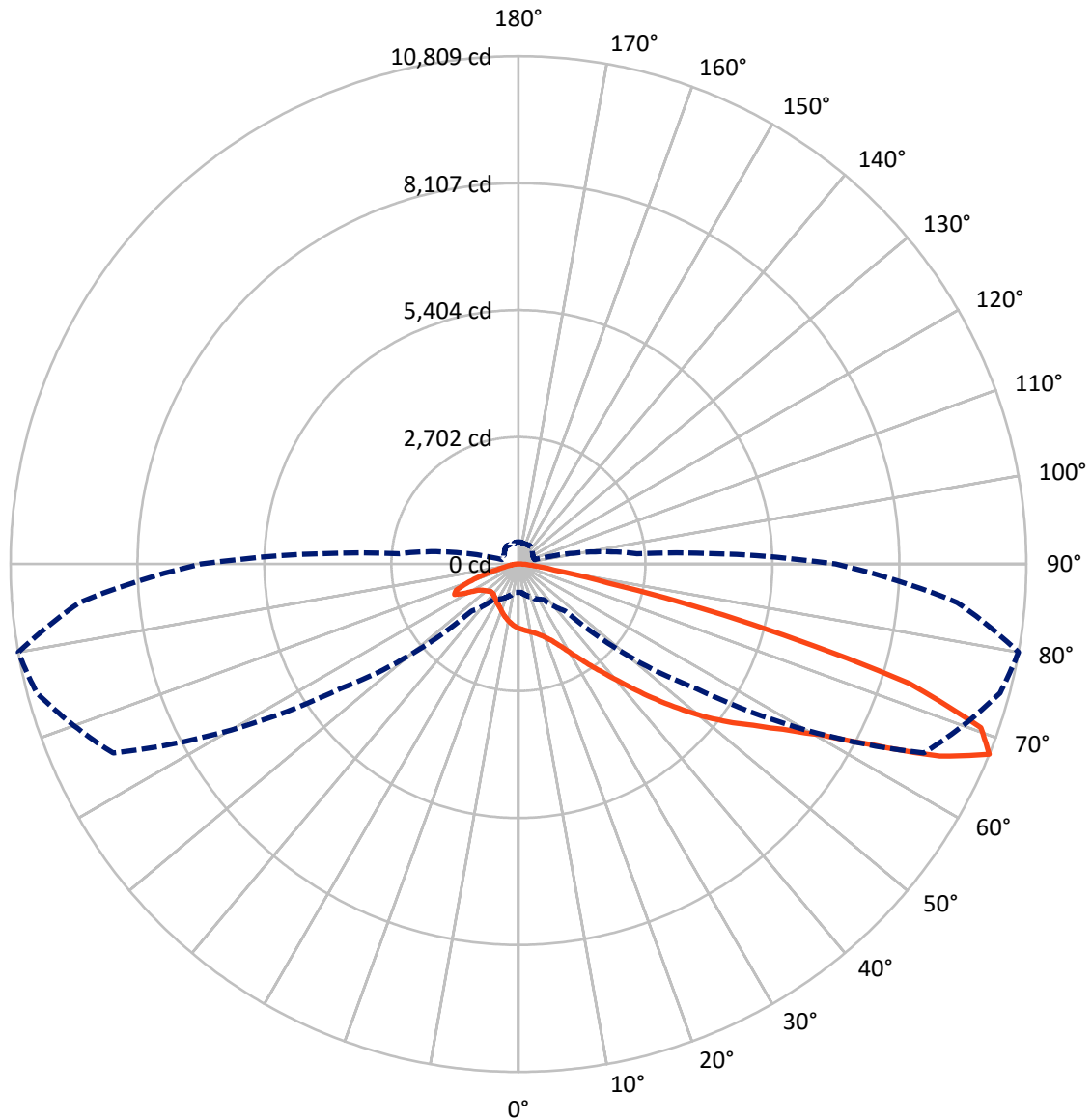
× Max cd
 - - - 1/2 Max cd



Based on 10 foot mounting height. Maximum calculated value = 16.6 fc
 Type II - Medium - Full Cutoff

REPORT NUMBER: P200334
CATALOG NUMBER: GWC-AF-02-LED-E1-T2-7050-800

Luminous Intensity Polar Plot



— Vertical Plane Through 80-Deg Lateral - - - Horizontal Cone Through 67.5-Deg Vertical

REPORT NUMBER: P200334

CATALOG NUMBER: GWC-AF-02-LED-E1-T2-7050-800

FLUX DISTRIBUTION:

		Downward	Upward	Total
House Side	Lumens	1813.8	0.0	1813.8
	% Fixture	18.4	0.0	18.4
Street Side	Lumens	8035.2	0.0	8035.2
	% Fixture	81.6	0.0	81.6
Total	Lumens	9849.0	0.0	9849.0
	% Fixture	100.0	0.0	100.0

Coefficient of Utilization

ZONAL LUMENS:

Zone	Lumens	% Fixture
0°-10°	126.2	1.3
10°-20°	363.6	3.7
20°-30°	601.8	6.1
30°-40°	984.5	10.0
40°-50°	1589.5	16.1
50°-60°	2294.8	23.3
60°-70°	2532.4	25.7
70°-80°	1167.3	11.9
80°-90°	188.8	1.9
90°-100°	0.0	0.0
100°-110°	0.0	0.0
110°-120°	0.0	0.0
120°-130°	0.0	0.0
130°-140°	0.0	0.0
140°-150°	0.0	0.0
150°-160°	0.0	0.0
160°-170°	0.0	0.0
170°-180°	0.0	0.0
0°-90°	9849.0	100.0
0°-180°	9849.0	100.0



REPORT NUMBER: P200334

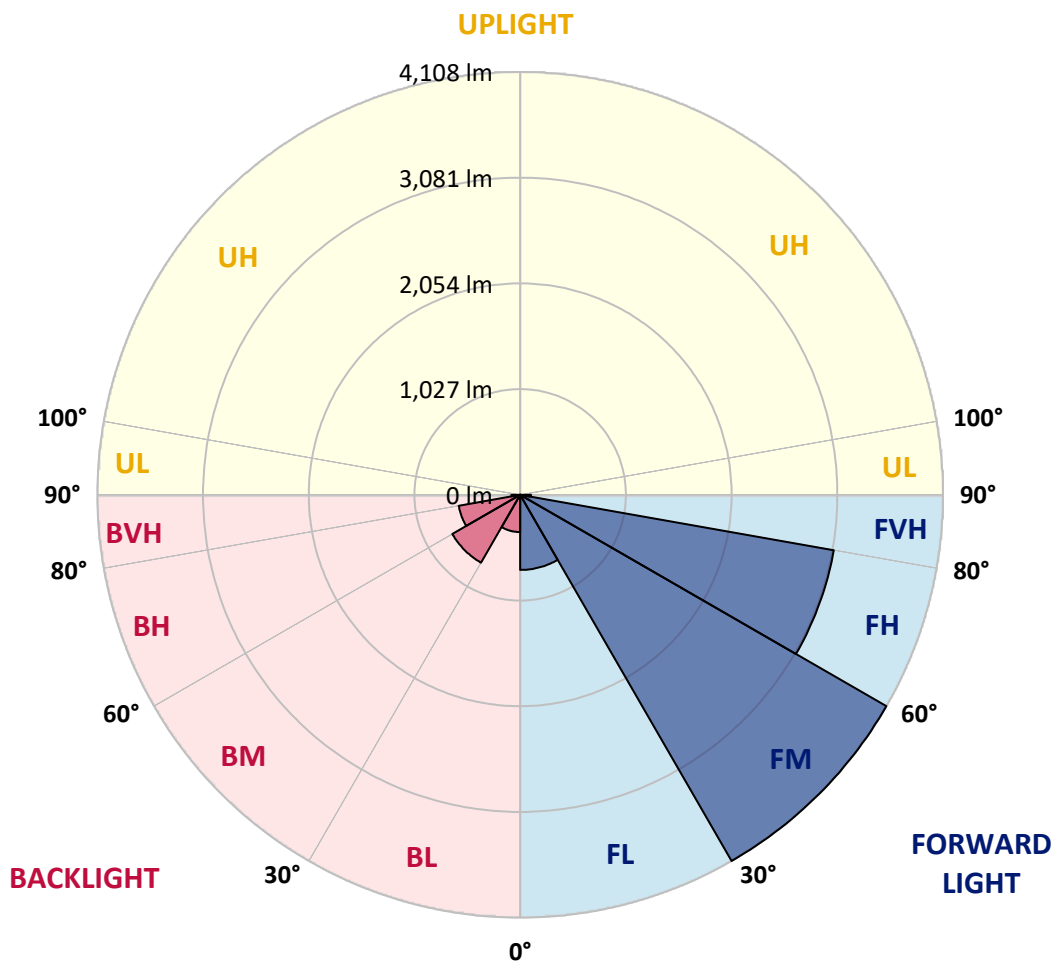
CATALOG NUMBER: GWC-AF-02-LED-E1-T2-7050-800

LUMINAIRE CLASSIFICATION SYSTEM LUMEN TABLE AND BUG RATING:

Zone	Lumens	% Fixture	Zone Rating/Lumen Limit		
			B	U	G
FL (0°-30°)	729.8	7.4			
FM (30°-60°)	4107.8	41.7			
FH (60°-80°)	3093.8	31.4			G2/5000
FVH (80°-90°)	103.8	1.1			G2/225
BL (0°-30°)	361.9	3.7	B1/500		
BM (30°-60°)	761.0	7.7	B1/1000		
BH (60°-80°)	605.9	6.2	B2/1000		G2/1000
BVH (80°-90°)	85.0	0.9			G1/100
UL (90°-100°)	0.0	0.0		U0/0	
UH (100°-180°)	0.0	0.0		U0/0	

BUG Rating: B2-U0-G2

Type II Medium





REPORT NUMBER: P200334

CATALOG NUMBER: GWC-AF-02-LED-E1-T2-7050-800

CANDELA DISTRIBUTION (FULL):

	0°	5°	15°	25°	35°	45°	55°	65°	75°	80°	85°
0°	1368.3	1368.3	1368.3	1368.3	1368.3	1368.3	1368.3	1368.3	1368.3	1368.3	1368.3
2.5°	1496.8	1488.1	1489.5	1487.1	1479.8	1467.2	1453.7	1428.9	1403.2	1389.6	1379.0
5°	1621.9	1619.5	1616.1	1608.3	1589.9	1563.7	1531.2	1487.6	1440.6	1415.8	1392.1
7.5°	1715.5	1714.0	1709.7	1704.8	1686.9	1655.4	1606.4	1544.3	1476.0	1442.0	1405.2
10°	1723.2	1725.7	1729.1	1742.1	1744.6	1727.6	1677.7	1602.5	1512.8	1469.2	1422.1
12.5°	1657.3	1662.6	1675.7	1709.2	1744.6	1765.4	1739.7	1663.6	1556.0	1503.1	1443.5
15°	1570.0	1572.9	1588.9	1635.0	1698.5	1763.0	1787.2	1731.0	1611.7	1546.7	1475.5
17.5°	1532.7	1534.1	1545.3	1575.8	1635.0	1727.1	1813.9	1804.2	1680.1	1601.1	1514.7
20°	1513.8	1517.2	1533.2	1563.2	1600.6	1681.1	1817.8	1883.2	1761.5	1668.9	1564.2
22.5°	1567.6	1566.1	1572.0	1587.0	1618.5	1667.0	1814.9	1964.7	1865.3	1756.2	1628.7
25°	1693.2	1698.5	1688.3	1671.4	1681.5	1715.5	1830.4	2053.0	1995.3	1868.2	1713.1
27.5°	1872.1	1866.8	1851.7	1812.0	1791.1	1805.7	1881.8	2148.0	2156.7	2015.6	1824.6
30°	2050.5	2046.2	2031.6	1983.1	1940.5	1928.3	1981.7	2257.1	2349.2	2192.6	1961.3
32.5°	2235.8	2230.9	2217.3	2168.8	2117.4	2089.3	2123.7	2383.2	2576.1	2404.0	2122.3
35°	2464.1	2454.9	2426.3	2358.9	2308.5	2286.7	2302.7	2541.7	2838.0	2654.2	2317.7
37.5°	2678.9	2693.0	2663.9	2570.8	2505.3	2497.6	2515.5	2735.2	3120.2	2934.0	2542.2
40°	2894.7	2897.1	2870.9	2794.8	2727.4	2714.8	2759.9	2969.8	3453.3	3268.5	2815.2
42.5°	3117.7	3122.6	3078.5	3008.2	2958.7	2961.1	3012.5	3244.8	3835.3	3662.7	3129.4
45°	3382.0	3389.3	3340.8	3248.7	3203.6	3294.2	3272.9	3553.2	4254.3	4110.8	3490.1
47.5°	3658.4	3669.5	3632.7	3546.4	3490.1	3614.7	3533.3	3895.0	4705.2	4591.3	3886.3
50°	3809.2	3825.2	3861.0	3854.7	3842.6	3821.8	3823.7	4261.6	5170.2	5091.7	4293.6
52.5°	3728.2	3727.7	3858.6	4017.7	4187.4	4200.0	4177.7	4648.0	5604.7	5580.9	4677.1
55°	3357.7	3383.0	3581.3	3889.2	4352.7	4642.2	4708.1	5090.7	6031.3	6059.0	5066.4
57.5°	2741.0	2761.8	3029.5	3458.6	4129.7	4905.0	5462.6	5734.1	6508.5	6637.4	5584.8
60°	1859.0	1884.2	2167.9	2683.3	3529.4	4758.5	6180.7	6882.3	7079.6	7373.0	6312.1
62.5°	1092.4	1115.2	1346.5	1692.7	2485.0	4078.3	6495.8	8515.8	7986.8	8482.9	7421.5
65°	752.0	767.6	880.0	1053.6	1428.0	2746.8	6105.0	9643.6	9382.8	9858.0	8707.8
67.5°	605.1	603.2	692.4	810.7	919.3	1416.3	4616.5	9516.1	10610.5	10808.8	9375.5
70°	498.4	496.5	557.1	655.1	734.6	797.6	2514.6	8030.5	10360.3	10440.8	8760.7
72.5°	417.0	418.9	457.7	530.5	602.7	600.8	1105.0	5649.3	8150.2	8706.9	6983.6
75°	352.0	353.0	378.7	430.1	489.2	483.9	599.3	3060.5	4737.7	5125.1	3871.2
77.5°	299.7	300.6	317.1	345.7	387.9	386.0	437.4	1322.2	1976.3	1952.1	1324.2
80°	267.2	267.2	274.9	280.3	303.5	294.8	324.4	635.2	835.4	771.4	528.5
82.5°	209.5	210.4	258.0	256.0	239.0	227.9	227.9	374.3	442.7	409.2	309.3
85°	117.8	117.3	166.3	200.7	210.4	160.5	159.0	209.5	241.0	212.4	149.8
87.5°	50.4	51.4	77.1	89.2	119.3	99.9	98.4	108.1	122.7	106.2	69.3
90°	0.0	0.0	0.0	0.0	0.0	0.0	0.0	0.0	0.0	0.0	0.0



REPORT NUMBER: P200334

CATALOG NUMBER: GWC-AF-02-LED-E1-T2-7050-800

CANDELA DISTRIBUTION (continued):

	90°	95°	105°	115°	125°	135°	145°	155°	165°	175°	180°
0°	1368.3	1368.3	1368.3	1368.3	1368.3	1368.3	1368.3	1368.3	1368.3	1368.3	1368.3
2.5°	1368.8	1356.2	1328.6	1294.1	1263.1	1242.7	1224.3	1197.6	1199.1	1180.7	1167.1
5°	1367.8	1341.6	1277.6	1201.5	1128.3	1075.4	1035.7	999.8	991.1	974.1	963.9
7.5°	1368.8	1326.1	1218.5	1096.8	1006.1	939.2	905.3	886.3	882.0	876.2	876.7
10°	1372.2	1312.1	1153.5	998.8	903.8	859.7	851.4	857.3	864.0	866.0	866.5
12.5°	1379.9	1299.5	1082.2	911.6	839.8	826.2	840.3	860.2	873.3	879.6	879.1
15°	1397.4	1289.8	1013.9	843.2	804.4	811.7	837.9	866.0	884.9	893.6	894.1
17.5°	1416.3	1275.7	943.6	790.8	778.2	796.6	829.1	862.1	885.4	895.1	897.0
20°	1441.0	1258.2	869.9	751.6	753.5	774.3	804.9	837.9	863.6	871.8	875.7
22.5°	1473.5	1239.3	805.4	719.6	725.4	741.4	765.1	793.7	816.0	819.9	823.3
25°	1517.2	1219.0	754.0	690.5	692.9	702.1	718.1	735.1	750.6	746.2	749.6
27.5°	1575.8	1201.5	715.7	663.8	659.4	661.4	669.6	674.9	683.2	671.1	672.5
30°	1644.7	1182.6	686.1	640.5	628.4	625.0	626.9	629.9	636.2	619.7	617.2
32.5°	1724.7	1159.8	658.5	620.2	603.2	596.4	597.4	605.1	629.4	619.2	613.8
35°	1817.8	1134.1	629.4	597.8	586.2	576.5	575.5	599.8	672.0	665.7	660.9
37.5°	1926.9	1108.4	600.3	572.6	573.6	562.9	559.5	587.2	680.3	655.5	652.2
40°	2065.6	1094.8	575.5	546.0	558.1	556.6	549.8	563.9	626.0	580.9	575.1
42.5°	2237.2	1096.8	557.1	517.4	539.7	555.2	544.5	545.0	567.3	533.4	528.0
45°	2449.1	1119.6	544.0	494.6	518.8	553.7	542.6	534.8	536.8	518.8	515.9
47.5°	2696.4	1166.6	534.8	475.7	498.9	548.4	542.1	531.9	527.5	517.8	515.4
50°	2971.3	1235.0	528.0	457.7	481.0	539.7	542.6	529.0	524.1	520.3	518.8
52.5°	3241.4	1313.0	517.8	442.2	466.9	529.0	544.0	526.1	520.8	517.8	516.4
55°	3542.5	1410.5	502.3	429.1	455.3	515.4	544.0	521.7	515.9	516.4	515.9
57.5°	3949.3	1568.1	483.9	418.0	441.2	498.9	534.8	516.9	509.6	510.1	510.6
60°	4585.0	1845.9	461.6	406.8	423.8	479.5	522.2	506.2	498.9	500.9	501.4
62.5°	5519.8	2253.7	432.5	390.3	405.4	458.7	504.8	492.6	485.4	490.2	490.2
65°	6491.5	2613.5	396.6	369.5	386.0	435.9	482.9	475.7	468.4	479.5	479.1
67.5°	6752.8	2533.0	360.7	346.7	366.6	410.7	456.8	452.9	449.0	468.4	467.4
70°	5998.9	2033.6	327.8	323.4	345.2	383.5	428.6	428.6	426.2	440.7	437.4
72.5°	4570.4	1442.0	296.3	298.7	321.0	354.0	398.1	401.5	397.6	404.9	402.0
75°	2446.7	825.3	264.7	271.5	290.9	323.9	364.1	367.5	365.1	364.6	366.1
77.5°	813.1	403.4	231.8	242.4	259.4	292.9	328.7	334.1	328.3	327.3	326.8
80°	362.2	253.6	195.4	209.5	224.5	257.5	291.4	295.8	289.5	298.2	287.0
82.5°	232.7	166.8	156.6	172.1	186.7	222.1	254.1	255.0	249.2	289.5	246.8
85°	113.0	103.3	117.8	131.9	144.5	174.6	210.4	210.9	196.4	178.9	172.6
87.5°	56.2	60.1	78.5	91.2	97.5	119.8	153.2	150.3	144.0	130.9	120.7
90°	0.0	0.0	0.0	0.0	0.0	0.0	0.0	0.0	0.0	0.0	0.0

(END OF REPORT)